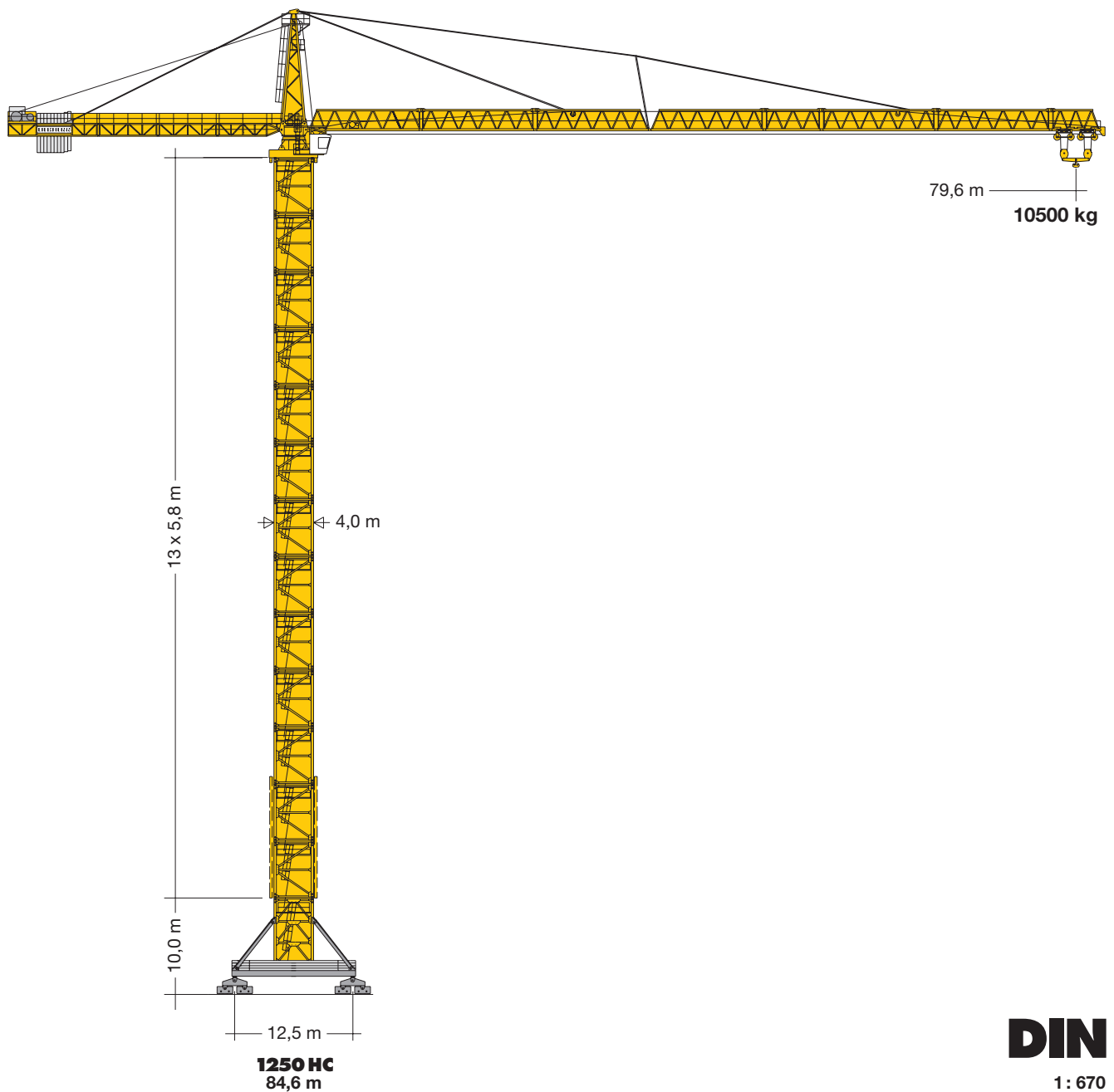


Turmdrehkran 1250 HC 40

Tower Crane / Grue à tour / Gru a torre
Grúa torre / Guindaste de torre

1250 HC 20

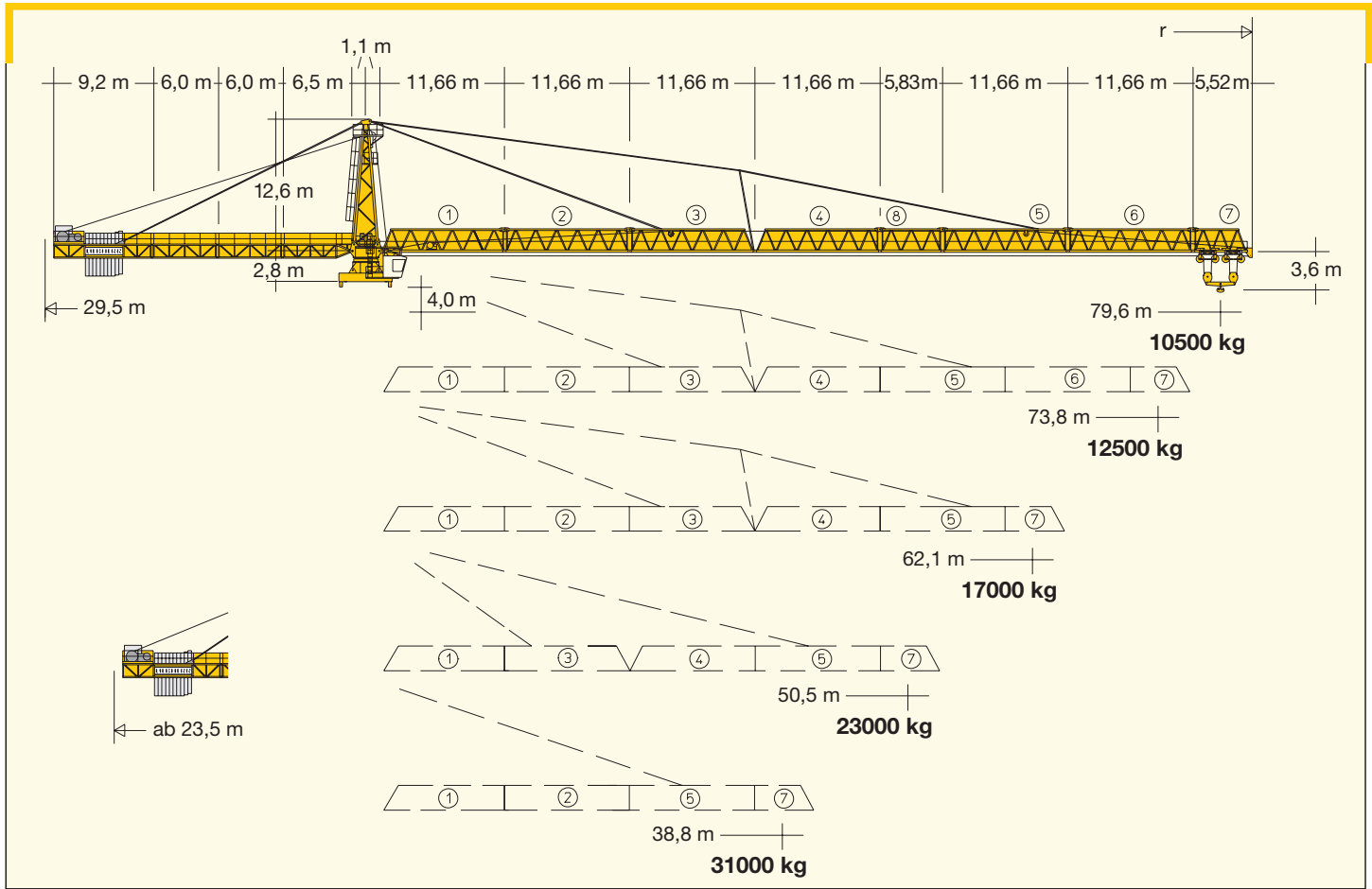
▶ **1250 HC 40**



DIN

1 : 670

LIEBHERR



Hubhöhe

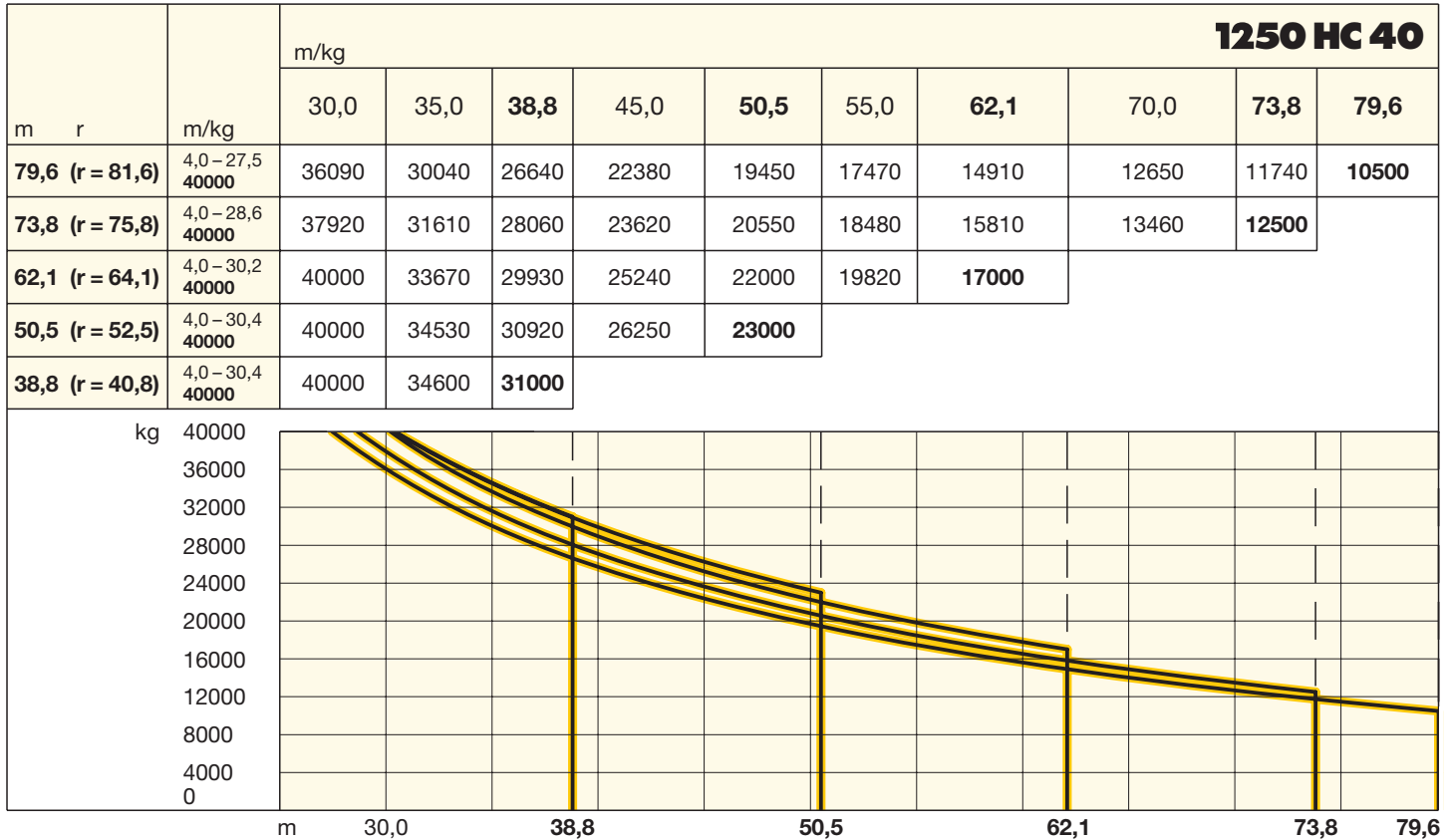
Hoisting height / Hauteur sous crochet / Altezza di sollevamento / Altura bajo gancho / Altura de montagem

1250 HC		
13	75,1*	84,6*
12	69,3	78,8
11	63,5	73,0
10	57,7	67,2
9	51,9	61,4
8	46,1	55,6
7	40,3	49,8
6	34,5	44,0
5	28,7	38,2
4	22,9	32,4
3	17,1	26,6
2	11,3	20,8
1	5,5	15,0
0	- 0,3	9,2
	m	m



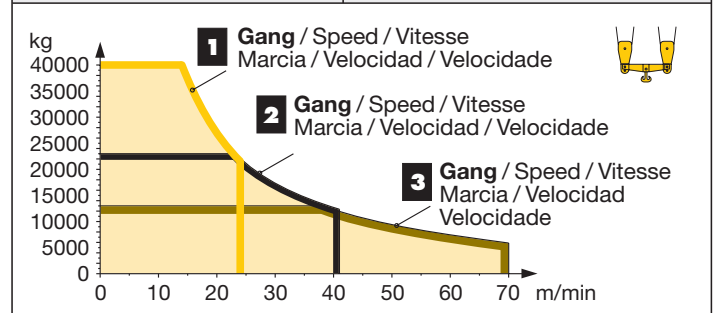
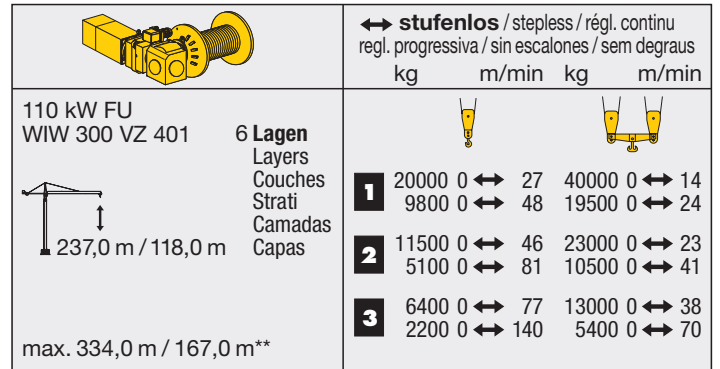
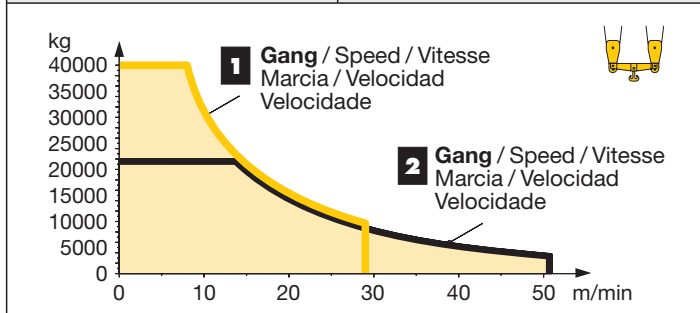
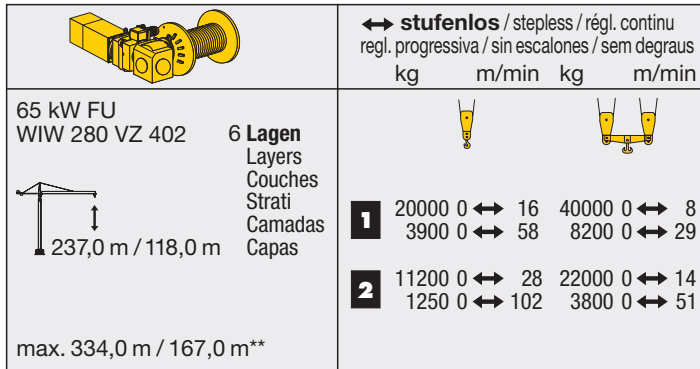
Ausladung und Tragfähigkeit

Radius and capacity / Portée et charge / Sbraccio e portata / Alcances y cargas / Alcance e capacidade de carga

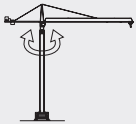
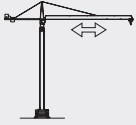





Antriebe

Driving units / Mécanismes d'entraînement / Azionamenti / Mecanismos / Mecanismos



** Weitere Hublastdaten: siehe Betriebsanleitung. / Further hoist load data: see instruction manual. / Autres données de la charge de levage: voir manuel d'instruction. / Altri dati sui carichi sollevati: consultare il manuale d'istruzione. / Alturas bajo granco superiores según manual. / Outras tabelas de carga: consultar manual de instruções.

	U/min 0,6 sl./min tr./min	4 x 10,6 kW				
	0 ↔ 68,0 m/min	11,0 kW FU				
	25,0 m/min	4 x 10,6 kW				
		 <table border="1"> <tbody> <tr> <td>65 kW FU</td> <td>110 kW FU</td> </tr> <tr> <td>126,0</td> <td>165,0</td> </tr> </tbody> </table>	65 kW FU	110 kW FU	126,0	165,0
65 kW FU	110 kW FU					
126,0	165,0					

Konstruktionsänderungen vorbehalten!

Subject to alterations! / Sous réserves de modifications!
 Si fa riserva di modifiche! / ¡Sujeto a modificaciones!
 Salvo modificação da construo!

Sämtliche Angaben erfolgen ohne Gewähr. / This information is supplied without liability.

Ces renseignements sont sans garantie. / Le indicazioni contenute si intendono salvo errori ed omissioni.
 Declinamos toda responsabilidad derivada de la información proporcionada. / Declinamos qualquer
 responsabilidade quanto à informação fornecida.













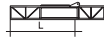





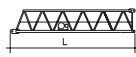

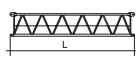







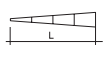

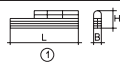

Turmdrehkran 1250 HC 40

Tower Crane / Grue à tour / Gru a torre / Grúa torre / Guindaste de torre















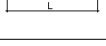







Kolli-Liste

Packing List / Liste de colisage / Lista dei colli / Lista de contenido / Lista de embalagem

Montagegewichte: siehe Betriebsanleitung. / Erection weights: see instruction manual. / Poids de montage: voir manuel de service.
Pesi di montaggio: vedasi le istruzioni sull'uso. / Peso para el montaje: según manual. / Pesos de montagem: vejã-m-se es instruções p. uso.

Kranoberteil		Upper part of crane / Partie supérieure de grue / Parte superiore della gru	Parte superior grúa / Parte superior do guindaste	L (m)	B (m)	H (m)	kg*	
Pos. Item Rep. Voce Pos. Ref.	Anz. Qty. Qta. Cant. Cant.	Kabine / Cabine Cabin / Cabina Cabina / Cabina			2,30	1,75	2,76	1500
1	1							
2	1	Drehbühne kpl. mit Drehkranz / Slewing platform cpl. with slewing ring / Ensemble mât-cabine cpl. avec pivot Piattaforma girevole compl. con parte rotante / Conjunto plataforma corona de giro / Plataforma giratória compl. anel de giração			3,00	3,00	2,80	18000
3	1	Kudauflage – Mittelstück / Cross-member for slewing ring support / Traverse du pivot / Portaralla-elemento intermedio Pieza intermedia asiento de pista / Peça intermédia suporte anel de giração			4,40	2,90	1,10	12100
4	2	Kudauflage – Träger / Cross-member for slewing ring support / Appui du pivot / Supporto ralla Soporte asiento de pista / Suporte anel de giração			3,10	0,20	0,80	380 320
5	2	Kudauflage – Querträger / Cross-member for slewing ring support / Traverse du pivot / Supporto ralla trasversale Soporte principal asiento de pista / Suporte principal anel de giração			4,83	1,00	1,55	4200
6	1	Turmspitze / Tower head Porte-flèche / Cuspide / Cabeza de torre Cabeça de apoio de lança			12,20	2,60	1,40	9100
7	1	Gegenausleger-Kopfstück / Counter-jib head Pointe de contre-flèche / Testa di controbraccio Tramo punta de contrapluma / Cabeça de contra-lança			9,29	2,50	1,65	5100
8	1	Gegenausleger-Anlenkstück / Counter-jib heel section Pied de contre-flèche / Settore articolato di controbraccio / Tramo primero-contrapluma Base articulada da contra-lança			6,77	1,74	1,48	2600
9	2	Gegenausleger-Zwischenstück / Intermediate counter-jib section / Élément interm. de contre-flèche Spezzione di controbraccio / Tramo intermedio de contrapluma / Peça suplementar da contra-lança			6,20	1,74	1,48	2100
10	1	Ausleger-Anlenkstück / Jib heel section Pied de flèche / Settore articolato di braccio Pluma tramo primero / Base articulada de lança			12,10	1,81	2,30	① 5400
11	1	Ausleger-Zwischenstück / Intermediate jib section Élément intermédiaire de flèche / Spezzione di braccio Tramo intermedio pluma / Peça suplementar da lança			12,10	1,81	2,30	② 3890
1	12,10				1,81	2,30	③ 4040	
1	12,10				1,81	2,30	④ 3360	
1	12,10				1,81	2,30	⑤ 3570	
1	12,10				1,81	2,30	⑥ 2840	
1	6,40				1,81	2,30	⑦ 2000	
12	1	Ausleger-Kopfstück / Jib head section Pointe de flèche / Punta freccia Tramo punta de pluma / Cabeça de lança			5,71	1,81	2,53	⑧ 1350
13	2	Laufkatze mit Lasthaken / Trolley with loadhook Chariot avec crochet de levage / Carello con gancio Carrilo y gancho / Carro de ponte e gancho			2,40	2,10	1,40	1800
14	1	Hubwerkseinheit (65 kW) / Hoist gear unit / Treuil de levage / Gruppo meccanismo sollevamento / Mecanismo de elevación / Grupo de mecanismo elevatório			280 VZ 2,30	2,70	1,65	6750
15	1	Ausleger-Abspannbock I / Jib gantry I Chevalet de haubange de flèche I / Tirante braccio I Cabalete de pluma I / Cavalete de lança I			8,20	0,48	1,41	780
Turm		Tower / Mât / Torre Torre / Torre						
16	13	Turmstück / Tower section Élément de mât / Elemento di torre Tramo Torre / Torre			6,28 4,30	1,00 0,60	1,80 0,60	5800 3800

LIEBHERR

Pos. Item Rep. Voce Pos. Ref.	Anz. Qty. Qté. Qta. Cant. Cant.				L (m)	B (m)	H (m)	kg*	
		Klettereinrichtung	Climbing equipment / Equipement de télescopage / Attrezzatura per allungamento della gru						
			Equipo de trepado / Acsórios p. subida no edificio						
17	4	Führungsstück, geteilt / Guide section, split Cage télescopique, dévisée / Gabbia de sopraelevazione, suddivisa / Torre de montaje, dividida Peça de guia, subdividida			12,40	2,42	2,27	3750	
18	1	Hydraulikanlage, Stütz- und Klettertraverse / Hydraulic unit, supporting and climbing cross members / Système hydraulique avec traverses d'appui et de télescopage Sistema idraulico, traversa di appoggio e allungamento gru / Sistema hidráulico con traviesa de apoyo y trepado Instalação hidráulica, travessa de apoio e subida			3,80	1,00	1,10	3360	
		Unterwagen	Undercarriage / Châssis / Carro della gru						
			Carro con mástil / Carro de guindaste						
19	4	Ausgleichsschwinge mit Schwingenlager / Pivot for wheel box / Chape pour bogie / Bilanciere di equilibratura con cuscinetto bilanciere / Balancin Balancim com suporte			2,65	0,70	0,72	2600	
20	4	Schwingen-Hauptlager / Gudgeon / Logement principal du balancier / Cuscinetto principale oscillante Cojinete oscilante / Rolamento oscilante			1,55	0,84	0,64	1250	
21	4	Fahrschemel mit Antrieb / Rail bogie with drive Bogie moteur / Telaio con gruppo propulsore Caja rodillo motriz / Quadro sem grupo de propulsão			2,20	1,10	1,10	2200	
22	4	Fahrschemel ohne Antrieb / Rail bogie without drive / Bogie fou / Telaio senza gruppo propulsore / Caja rodillo conducido Quadro com grupo de propulsão			1,90	0,60	1,10	1700	
23	1	Tragholm lang / Long support arm Longeron long / Longherone lungo Braço soporte largo / Travessa comprida			9,14	1,30	1,32	3700	
24	2	Tragholm kurz / Short support arm Longeron court / Longherone corto Braço soporte corto / Travessa curta			8,94	1,30	1,31	3400	
25	4	Strebe / Strut Entretoise / Puntone Tirante / Tirante			3,43	0,10	0,56	150	
26	4	Randträger / Border support Traverse / Supporti base Traviesa / Apoio de bordo			11,20	0,22	0,18	700	
27	4	Stützholm / Support strut Hauban de châssis / Correnti di appoggio Tirante vertical / Travessa de apoio			7,70	0,46	0,50	1600	
28	1	Unterwagen-Turmstück, 4 Teile / Undercarriage tower section, 4 pcs. / Mât de châssis, 4 pcs. / Elemento di torre del carro, 4 pcs. / Tramo de carro, 4 pcs. / Peça de torre do chassis, 4 pcs.			7,33	2,40	2,40	2900	
29	1	Kleinteile, Seile und Abspannungen / Small parts, ropes and holding bars Accessoires, câbles et tirants / Accessori, funi e attrezzi di ancoraggio Despieces, cables y tirantes / Acsórios, cabos e peças de ancoragem			2,00	1,00	1,00	2500	

* Einzelgewichte. / Single weights. / Poids individuels. / Pesí di componenti. / Pesos unitarios. / Pesos de peças componentes.

Konstruktionsänderungen vorbehalten!

Subject to alterations! / Sous réserves de modifications!
Si fa riserva di modifiche! / ¡Sujeto a modificaciones!
Salvo modificação da construação!

Sämtliche Angaben erfolgen ohne Gewähr. / This information is supplied without liability.

Ces renseignements sont sans garantie. / Le indicazioni contenute si intendono salvo errori ed omissioni.
Declinamos toda responsabilidad derivada de la información proporcionada. / Declinamos qualquer
responsabilidade quanto à informação fornecida.

120 P – 2819 H1 B3 DIN 15018 • BGL C.0.10.1250 • 03.07 / 6

Printed in Germany.