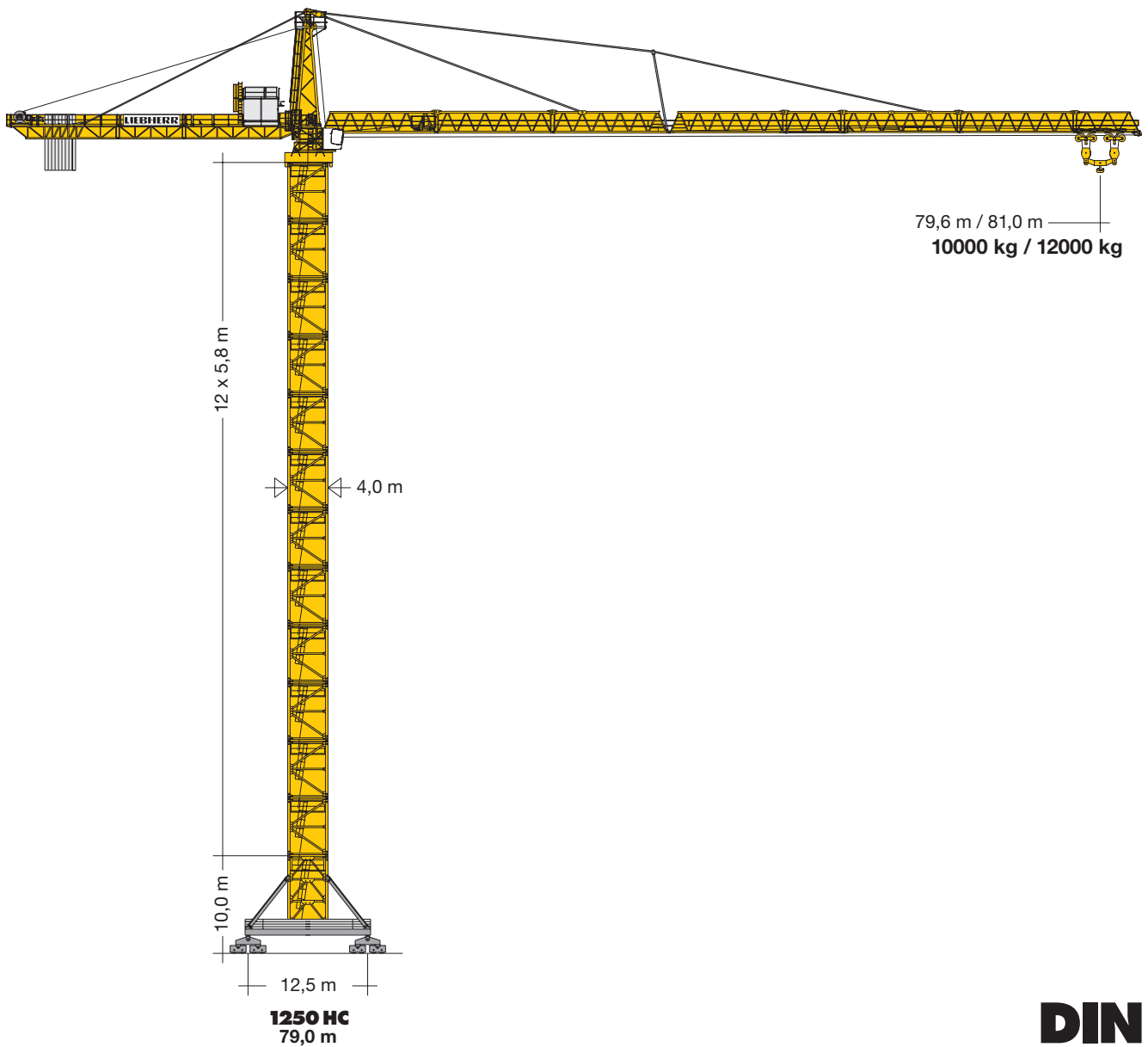


# Turmdrehkran 1250 HC 50

Tower Crane / Grue à tour / Gru a torre / Grúa torre  
Guindaste de torre / Башенный поворотный кран

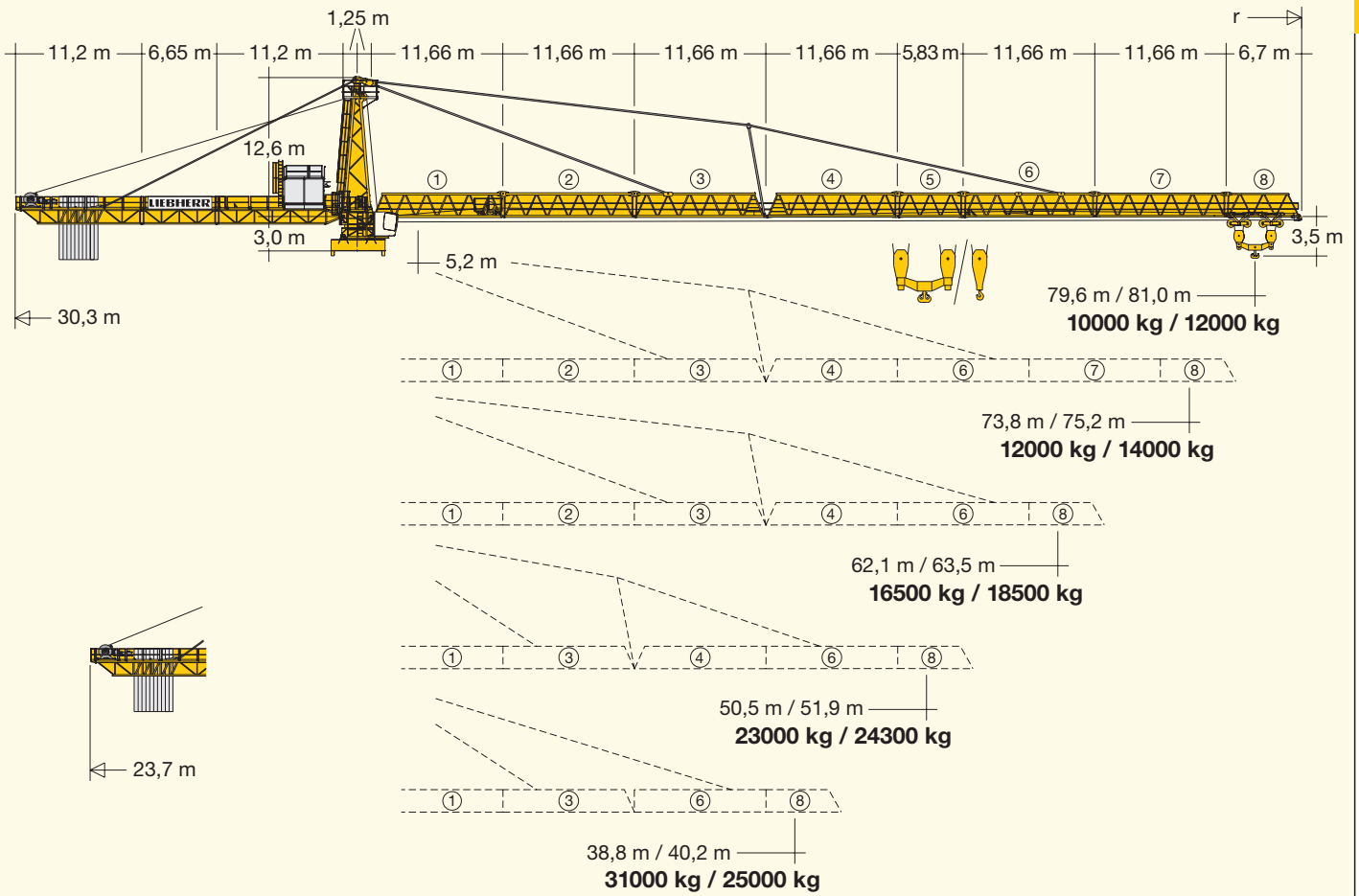
**1250 HC 40**

▶ **1250 HC 50**



**DIN**

# LIEBHERR



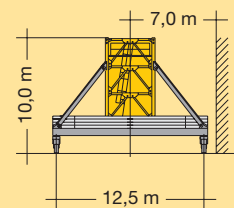
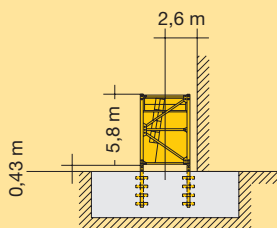
**Hubhöhe** Hoisting height / Hauteur sous crochet / Altezza di sollevamento  
 Altura bajo gancho / Altura de montagem / Высота подъема

**1250 HC**

13	75,2*	—
12	69,4	79,0*
11	63,6	73,2
10	57,8	67,4
9	52,0	61,6
8	46,2	55,8
7	40,4	50,0
6	34,6	44,2
5	28,8	38,4
4	23,0	32,6
3	17,2	26,8
2	11,4	21,0
1	5,6	15,2
0	- 0,2	9,4

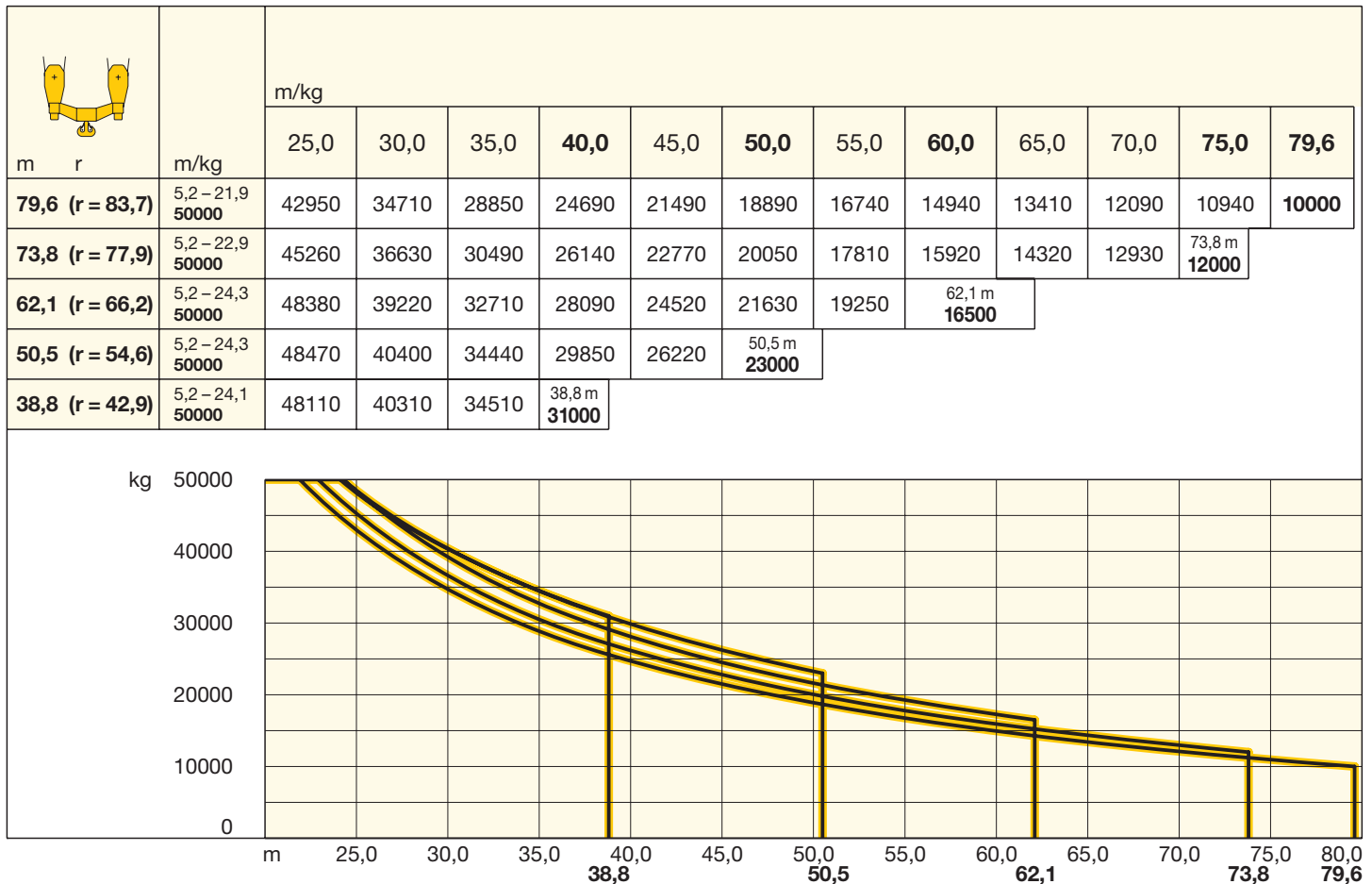
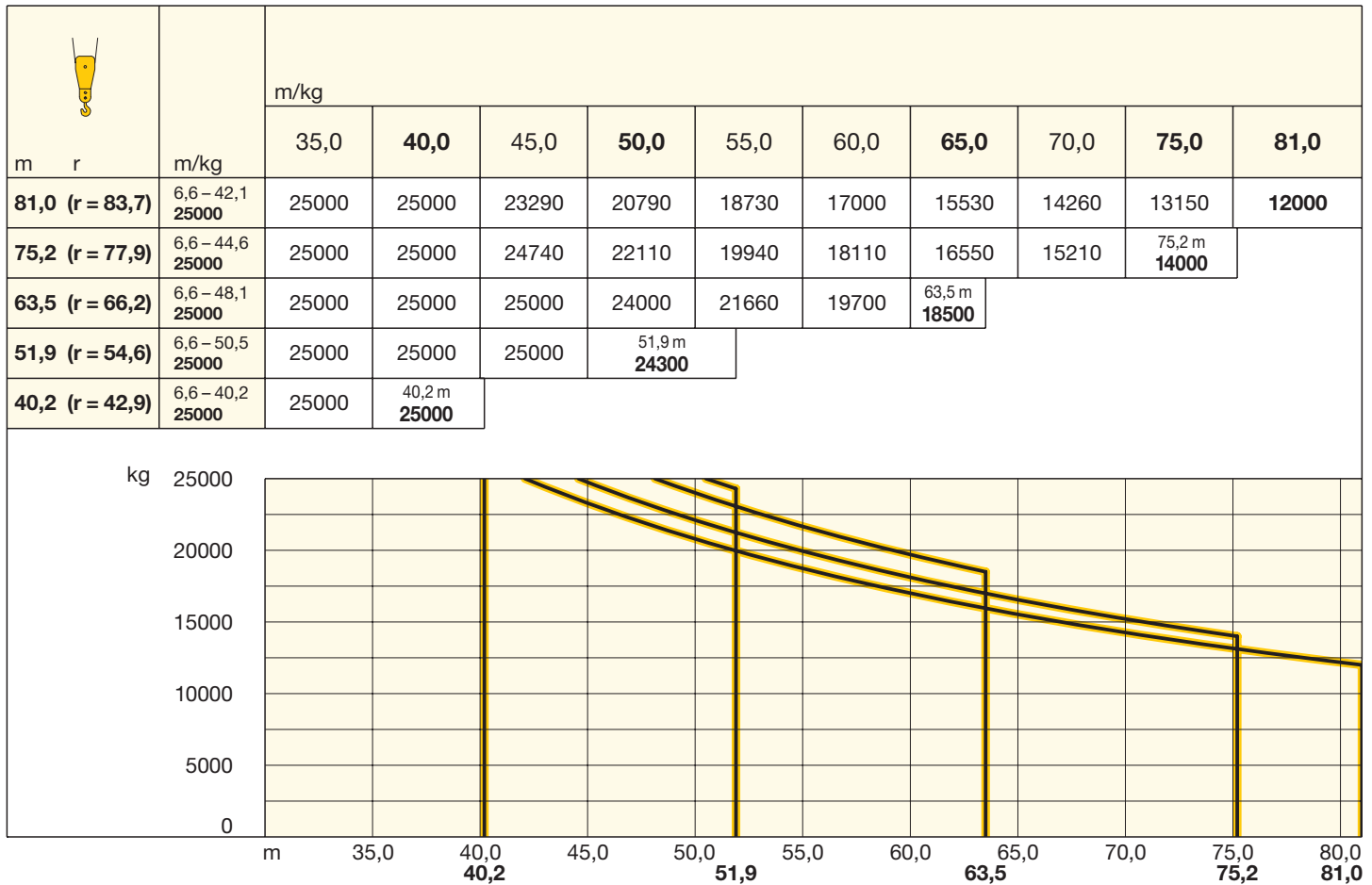
m


m

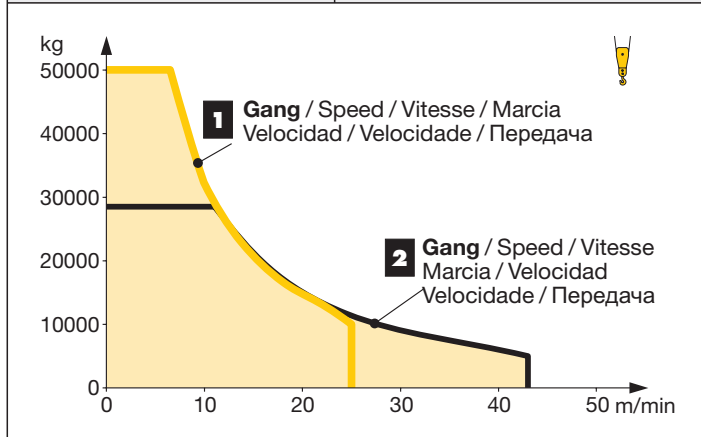



# Ausladung und Tragfähigkeit

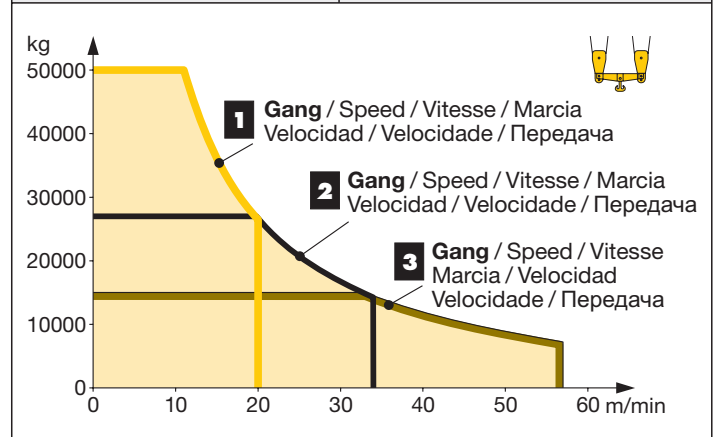
Radius and capacity / Portée et charge / Sbraccio e portata  
Alcances y cargas / Alcance e capacidade de carga / Вылет и грузоподъемность



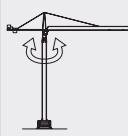
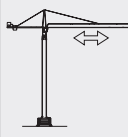
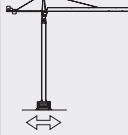

	<p>↔ <b>stufenlos</b> / stepless / régl. continu regl. progressiva / sin escalones / sem degraus бесступенчатый</p>	kg	m/min
<p>65 kW FU WIW 280 VZ 419 3 <b>Lagen</b> Layers Couches Avvolgimenti Camadas Capas Слоёв</p> <p>132,0 m / 66,0 m</p> <p>max. 412,0 m / 206,0 m**</p>	<p>1 25000 0 ↔ 13 50000 0 ↔ 6,5 5700 0 ↔ 50 10000 0 ↔ 25</p> <p>2 14500 0 ↔ 22 28500 0 ↔ 11 2600 0 ↔ 86 5000 0 ↔ 43</p>		



	<p>↔ <b>stufenlos</b> / stepless / régl. continu regl. progressiva / sin escalones / sem degraus бесступенчатый</p>	kg	m/min
<p>110 kW FU WIW 300 VZ 423 6 <b>Lagen</b> Layers Couches Avvolgimenti Camadas Capas Слоёв</p> <p>430,0 m / 215,0 m</p> <p>max. 784,0 m / 392,0 m**</p>	<p>1 25000 0 ↔ 22 50000 0 ↔ 11 11500 0 ↔ 40 23000 0 ↔ 20</p> <p>2 13500 0 ↔ 38 27000 0 ↔ 20 5400 0 ↔ 69 12500 0 ↔ 34</p> <p>3 7200 0 ↔ 64 15000 0 ↔ 33 1500 0 ↔ 115 6000 0 ↔ 57</p>		



\*\* Weitere Hublastdaten: siehe Betriebsanleitung. / Further hoist load data: see instruction manual. / Autres données de la charge de levage: voir manuel d'instruction. / Altri dati sui carichi sollevati: consultare il manuale d'istruzione. / Alturas bajo grancho superiores según manual. / Outras tabelas de carga: consultar manual de instruções. / Другие данные по весу поднимаемых грузов: см. инструкцию по эксплуатации.

	U/min 0,6 sl./min tr./min	3 x 11,0 kW FU				
	0 ↔ 70,0 m/min	18,5 kW FU				
	0 ↔ 25,0 m/min	4 x 15,0 kW FU				
	<b>kVA</b>	<table border="1"> <tr> <td>65 kW FU</td> <td>110 kW FU</td> </tr> <tr> <td>126,0</td> <td>165,0</td> </tr> </table>	65 kW FU	110 kW FU	126,0	165,0
65 kW FU	110 kW FU					
126,0	165,0					

Konstruktionsänderungen vorbehalten! / Subject to alterations! / Sous réserves de modifications! / Riservato il diritto di modifiche strutturali! / Sujeto a modificaciones! / Salvo modificação da construçao! / Права на внесение конструкторских изменений сохраняются!













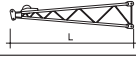






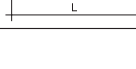

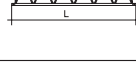










Sämtliche Angaben erfolgen ohne Gewähr. / This information is supplied without liability. / Ces renseignements sont sans garantie. / Tutte le indicazioni fornite senza garanzia. / Declinamos toda responsabilidad derivada de la información proporcionada. / Declinamos qualquer responsabilidade quanto à informação fornecida. / Все данные указаны без обязательств.

# Turmdrehkran 1250 HC 50

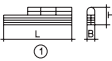
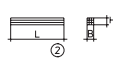
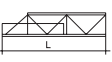
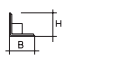




















Tower Crane / Grue à tour / Gru a torre / Grúa torre / Guindaste de torre / Башенный поворотный кран

## Kolli-Liste Packing List / Liste de colisage / Lista dei colli Lista de contenido / Lista de embalagem / Упаковочный лист

Montagengewichte: siehe Betriebsanleitung. / Erection weights: see instruction manual. / Poids de montage: voir manuel de service. / Pesi di montaggio: vedere manuale d'uso. / Peso para el montaje: según manual. / Pesos de montagem: veja-se as instruções p. uso. / Масса монтируемых частей: см. инструкцию по эксплуатации.

Kranoberteil		Upper part of crane / Partie supérieure de grue / Parte superiore della gru Parte superior grúa / Parte superior do guindaste / Верхняя часть крана	L (m)	B (m)	H (m)	kg*		
Pos. Item Rep Voce Pos. Ref. Pos.	Anz. Qty. Qta. Cant. Кол-во	<b>Drehbühne kpl. mit Kugeldrehkranz und KUD-Auflage (Oberteil)</b> Slewing platform complete with slewing ring and slewing ring support (upper part) / Plate-forme tournante complète avec couronne d'orientation et pivot d'orientation (partie supérieure) / Piattaforma girevole completa di ralla e supporto ralla (parte superiore) / Superestructura completa con corona de giro y superficie para corona de giro (superestructura). / Plataforma de giro, coroa com rolamentos de esfera e base da coroa giratória (parte superior) / Поворотная платформа в сб. с шариковым опорно-поворотным кругом и рамой ОПУ (верхняя часть)			4,35	2,90	3,00	28100
1	1							
2	2	<b>Kudauflage – Querträger</b> / Cross-member for slewing ring support / Traverse du pivot / Supporto ralla trasversale / Soporte principal asiento de pista / Suporte principal anel de giração / Рама ОПУ – поперечина			4,85	1,90	1,95	4200
3	2	<b>Kudauflage – Träger</b> / Cross-member for slewing ring support / Appui du pivot / Supporto ralla / Soporte asiento de pista / Suporte anel de giração / Рама ОПУ – опора			3,10	0,80	0,40	320 380
4	1	<b>Kabine mit Podest</b> / Cabin with platform / Cabine avec plateforme / Cabina con pedana / Cabina con plataforma / Cabina com plataforma / Кабина с площадкой			4,65	1,85	2,55	1500
5	1	<b>Podest</b> / Platform / Plateforme / Pedana / Plataforma / Plataforma / Площадкой			4,25	2,95	1,50	1200
6	1	<b>Drehwerks-Podest</b> / Slewing gear platform / Plate-forme des méc. d'orientation / Piattaforma del gruppo di rotazione / Soporte del motor de giro / Suporte do motor de giração / Площадка для поворотного механизма			2,70	1,30	1,35	400
7	1	<b>Turm spitze</b> / Tower head section / Porte-flèche / Testa porta-braccio / Cabeza de torre / Cabeça de arpa de lança / Оголовок башни			12,20	2,60	1,40	9100
8	1	<b>Gegenausleger-Kopfstück</b> / Counter-jib head / Pointe de contre-flèche / Testa di controbraccio / Tramo punta de contrapluma / Cabeça de contra-lança / Концевая секция консоли противовеса			10,85	2,25	1,70	6600
9	1	<b>Gegenausleger-Anlenkstück</b> / Counter-jib heel section / Pied de contre-flèche / Settore articolato di controbraccio / Tramo primero-contrapluma / Base articulada da contra-lança / Корневая секция консоли противовеса			11,60	2,40	1,75	5100
10	1	<b>Gegenausleger-Zwischenstück</b> / Intermediate counter-jib section / Élément interm. de contre-flèche / Spezzone di controbraccio / Tramo intermedio de contrapluma / Peça suplementar da contra-lança / Промежуточная секция консоли противовеса			6,90	2,25	1,70	2600
11	1	<b>Schaltheus</b> / Switchgear cabinet / Armoire électrique / Sala quadri / Armario eléctrico / Armário elétrico / Шкаф управления			4,10	2,10	2,55	3500
12	1	<b>Ausleger-Anlenkstück</b> / Jib heel section / Pied de flèche / Sezione articolata braccio / Pluma tramo primero / Base articulada de lança / Корневая секция стрелы			12,10	1,85	2,75	① 6700
13	1	<b>Ausleger-Zwischenstück</b> / Intermediate jib section / Élément intermédiaire de flèche / Sezione intermedia braccio / Tramo intermedio pluma / Peça suplementar da lança / Промежуточная секция стрелы			12,10	1,85	2,35	② 5400
1	12,00				1,85	2,30	③ 5580	
1	12,00				1,85	2,30	④ 4160	
1	6,30				1,85	2,30	⑤ 2230	
1	12,15				1,85	2,30	⑥ 4900	
1	12,05	1,85	2,30	⑦ 3140				
14	1	<b>Ausleger-Kopfstück</b> / Jib head section / Pointe de flèche / Punta braccio / Tramo punta de pluma / Cabeça de lança / Концевая секция стрелы			6,90	1,85	2,55	⑧ 1830
15	1	<b>Laufkatze</b> / Trolley / Chariot / Carrello / Carrito / Carrinho / Грузовая тележка			4,80	1,50	2,20	950
16	1	<b>Lasthaken</b> / Load hook / Crochet de levage / Gancho / Грузовой крюк			3,60	1,00	1,70	1900
17	1	<b>Hubwerkseinheit (110 kW)</b> / Hoist gear unit / Treuil de levage / Gruppo meccanismo sollevamento / Mecanismo de elevación / Grupo de mecanismo elevatório / Блок грузовой лебедки			3,60	2,15	1,50	7900
18	1	<b>Ausleger-Abspannbock I</b> / Jib gantry I / Chevalet de haubange de flèche I / Tirante braccio I / Caballete de pluma I / Cavalete de lança I / Опора расчала стрелы I			8,25	0,35	1,41	1210

# LIEBHERR

Pos. Item Rep. Voce Pos. Ref. Поз.	Anz. Qty. Qte. Qta. Cant. Cant. Кол-во				L (m)	B (m)	H (m)	kg*
<b>Turm</b>		<b>Tower / Mât / Torre Torre / Torre / Башня</b>						
19	13	<b>Turmstück / Tower section</b> Elément de mât / Elemento di torre Tramo torre / Torre / Башенная секция			6,28 4,30	1,00 0,60	1,80 0,60	5900 3900
<b>Klettereinrichtung</b>		<b>Climbing equipment / Equipement de télescopage / Attrezzatura per allungamento della gru Equipo de trepado / Acessórios p. subida no edifício / Обойма наращивания</b>						
20	4	<b>Führungsstück, geteilt / Guide section, split</b> Cage télescopique, devisée / Gabbia de sopraele vazione, suddivisa / Torre de montaje, dividida Peça de guia, subdividida / Направляющая секция, разъемная			12,40	2,42	2,27	3750
21	1	<b>Hydraulikanlage, Stütz- und Klettertraverse / Hydraulic unit, supporting and climbing cross members / Système hydraulique avec traverses d appui et de télescopage / Sistema idraulico, traversa di appoggio e allungamento gru / Sistema hidráulico con traviesa de apoyo y trepado / Instalação hidráulica, travessa de apoio e subida / Гидроагрегат, стойка-упор и траверса обоймы наращивания</b>			3,80	1,00	1,10	3360
<b>Unterwagen</b>		<b>Undercarriage / Châssis / Carro Carro con mástil / Carro de guindaste / Опорная рама</b>						
22	4	<b>Ausgleichsschwinge mit Schwingenlager / Pivot for wheel box / Chape pour bogie / Bilanciere di equilibratura con cuscinetto bilanciere / Balancin</b> Balancim com suporte / Балансир с шарнирной опорой			2,65	0,70	0,72	2600
23	4	<b>Schwingen-Hauptlager / Gudgeon / Logement principal du balancier / Cuscinetto principale oscillante / Cojinete oscilante</b> Rolamento oscilante / Основная поворотная опора			1,55	0,84	0,64	1250
24	4	<b>Fahrschemel mit Antrieb / Rail bogie with drive / Bogie moteur</b> Telaio con gruppo propulsore / Caja rodillo motriz Quadro sem grupo de propulsão / Подрамник с приводом			2,20	1,10	1,10	2200
25	4	<b>Fahrschemel ohne Antrieb / Rail bogie without drive</b> Bogie fou / Telaio senza gruppo propulsore / Caja rodillo conducido / Quadro com grupo de propulsão Подрамник без привода			1,90	0,60	1,10	1700
26	1	<b>Tragholm lang / Long support arm / Longeron long</b> Longherone lungo / Brazo soporte largo Travessa comprida / Несущая балка, длинная			9,14	1,30	1,32	3700
27	2	<b>Tragholm kurz / Short support arm / Longeron court</b> Longherone corto / Brazo soporte corto / Travessa curta / Несущая балка, короткая			8,94	1,30	1,31	3400
28	4	<b>Strebe / Strut</b> Entretroise / Puntone Tirante / Tirante / Распорка			3,43	0,10	0,56	150
29	4	<b>Randträger / Border support</b> Traverse / Supporti base / Traviesa Apoio de bordo / Стяжная балка			11,20	0,22	0,18	700
30	4	<b>Stützholm / Support strut / Hauban de châssis</b> Correnti di appoggio / Tirante vertical Travessa de apoio / Опорный подкос			7,70	0,46	0,50	1600
31	1	<b>Unterwagen-Turmstück, 4 Teile / Undercarriage tower section, 4 pcs. / Mât de châssis, 4 pcs. / Elemento di torre del carro, 4 pcs. / Tramo de carro, 4 pcs. / Peça de torre do chassis, 4 pcs. / Опорная башенная секция, 4 части</b>			7,33	2,40	2,40	2900
32	1	<b>Kleinteile, Seile und Abspannungen / Small parts, ropes and holding bars / Acessorios, câbles et tirants / Accessori, funi e attrezzi di ancoraggio / Despieces, cables y tirantes</b> Acessórios, cabos e peças de ancoragem / Мелкие детали, Канаты и Пристежки			2,00	1,00	1,00	2500

\* Einzelgewichte. / Single weights. / Poids individuels. / Singoli pesi. / Pesos unitarios. / Pesos de peças componentes. / Индивидуальный вес.

**Konstruktionsänderungen vorbehalten!** / Subject to alterations! / Sous réserves de modifications! / Reservato il diritto di modifiche strutturali!  
¡Sujeto a modificaciones! / Salvo modificação da construçao! / Права на внесение конструкторских изменений сохраняются!

**Sämtliche Angaben erfolgen ohne Gewähr.** / This information is supplied without liability. / Ces renseignements sont sans garantie. / Tutte le indicazioni fornite senza garanzia. / Declinamos toda responsabilidad derivada de la información proporcionada. / Declinamos qualquer responsabilidade quanto à informação fornecida. / Все данные указаны без обязательств.

120 P – 5899 H1 B3 DIN 15018-H1/B3 • BGL C.0.10.1250 • 04.10 / 7

Printed in Germany.