SLH 190

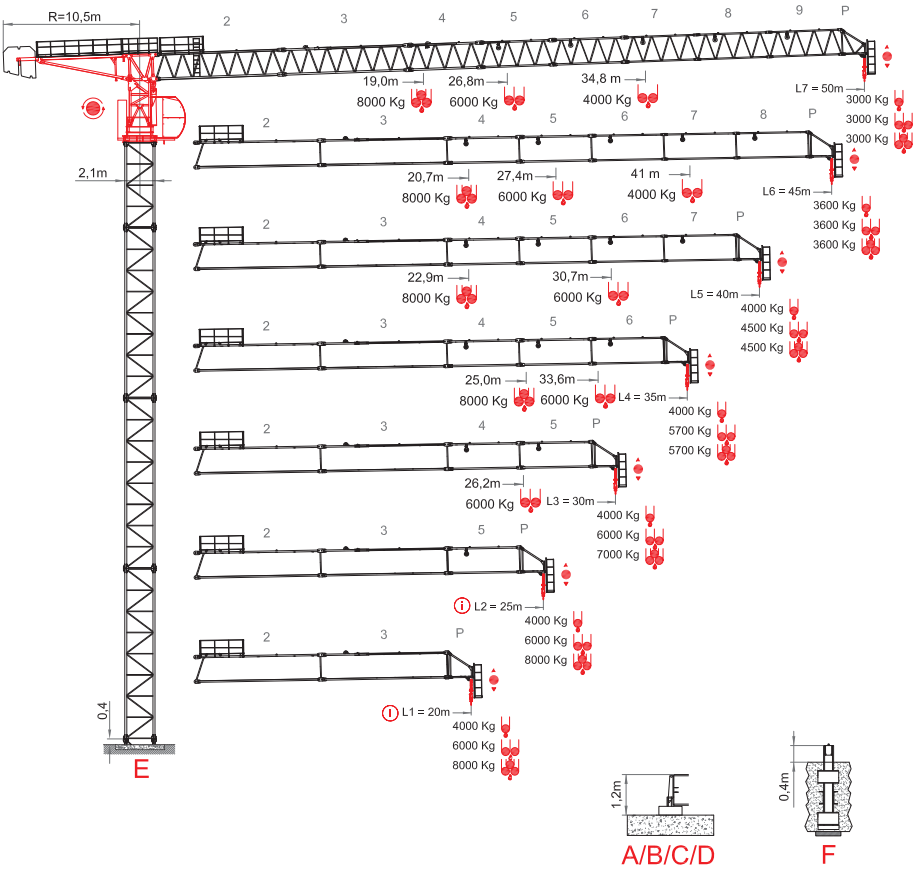

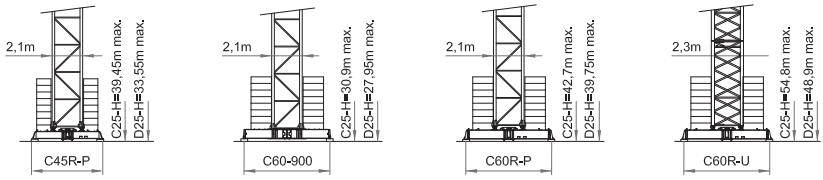

A B C D

SLH

SAEZ I+D+i | EKO Power Control | Remote Assistance 24 | Top Site | Top Tracing 3 | Lifting Access

LLOYD'S REGISTER LRQA ISO 9001

DIN/FEM CE

EN 14439-FEM 1005- C25

SLH 190

Curvas de cargas - Load diagrams - Lastkurven - Courbes de charges - Curve di carico - График грузоподъёмности

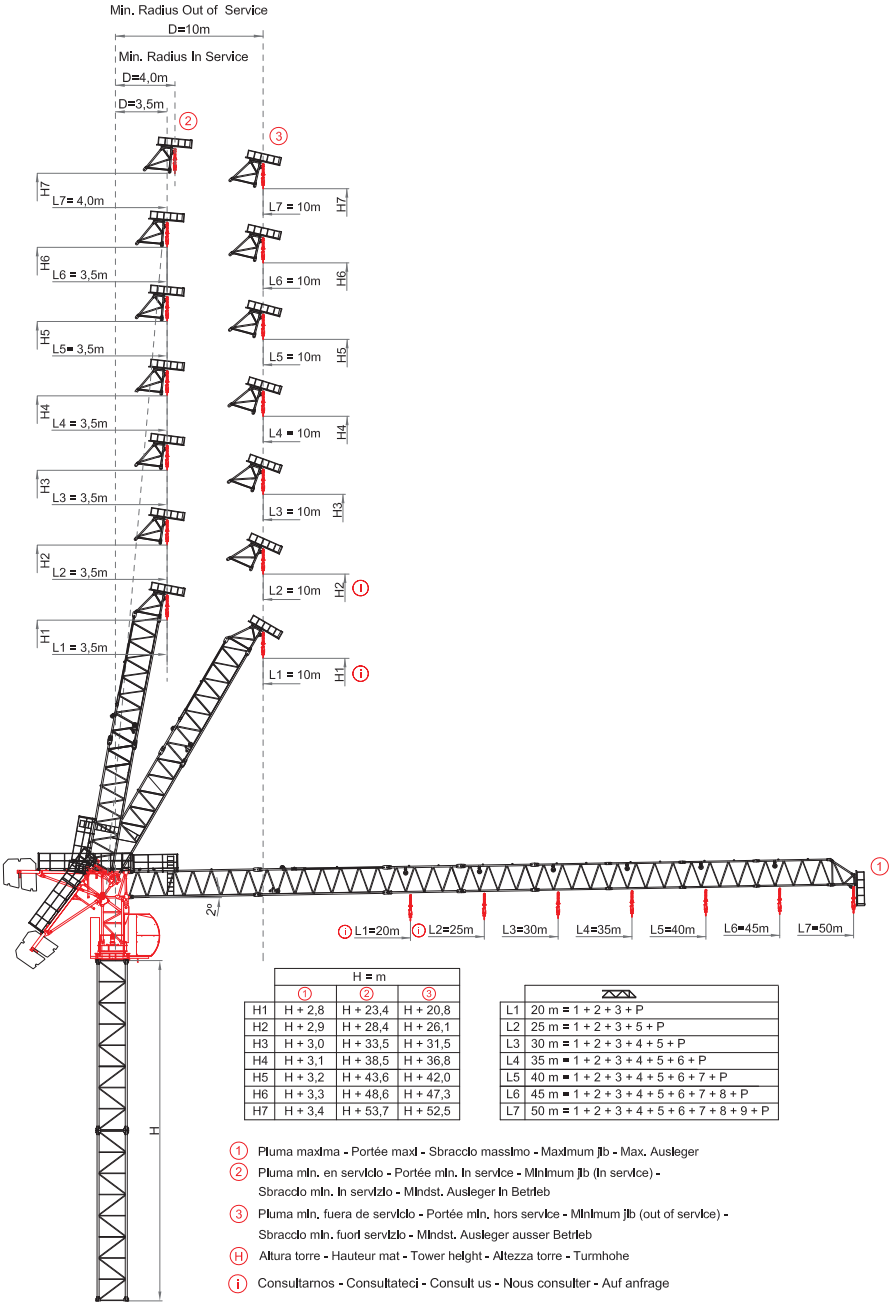

	H = m		
	①	②	③
H1	H + 2,8	H + 23,4	H + 20,8
H2	H + 2,9	H + 28,4	H + 26,1
H3	H + 3,0	H + 33,5	H + 31,5
H4	H + 3,1	H + 38,5	H + 36,8
H5	H + 3,2	H + 43,6	H + 42,0
H6	H + 3,3	H + 48,6	H + 47,3
H7	H + 3,4	H + 53,7	H + 52,5

L1	20 m = 1 + 2 + 3 + P
L2	25 m = 1 + 2 + 3 + 5 + P
L3	30 m = 1 + 2 + 3 + 4 + 5 + P
L4	35 m = 1 + 2 + 3 + 4 + 5 + 6 + P
L5	40 m = 1 + 2 + 3 + 4 + 5 + 6 + 7 + P
L6	45 m = 1 + 2 + 3 + 4 + 5 + 6 + 7 + 8 + P
L7	50 m = 1 + 2 + 3 + 4 + 5 + 6 + 7 + 8 + 9 + P

① Pluma maxima - Portée maxi - Sbraccio massimo - Maximum jib - Max. Ausleger

② Pluma min. en servicio - Portée min. in service - Minimum jib (in service) - Sbraccio min. in servizio - Mindst. Ausleger in Betrieb

③ Pluma min. fuera de servicio - Portée min. hors service - Minimum jib (out of service) - Sbraccio min. fuori servizio - Mindst. Ausleger ausser Betrieb

Ⓗ Altura torre - Hauteur mat - Tower height - Altezza torre - Turmhohe

ⓘ Consultarnos - Consultateci - Consult us - Nous consulter - Auf anfrage

SLH

Curvas de cargas - Load diagrams - Lastkurven - Courbes de charges - Curve di carico - График грузоподъёмности

50 m

Max. load	10	15	20	25	30	35	40	45	50	m
38,4m	4000	4000	4000	4000	4000	4000	3870	3380	3000	Kg
41,1m	4000	4000	4000	4000	4000	4000	4000	3740	3300	Kg Superlift
26,8m	6000	6000	6000	6000	5250	4440	3910	3400	3000	Kg
28,7m	6000	6000	6000	6000	5800	4880	4280	3740	3300	Kg Superlift
19,0m	8000	8000	7930	6540	5260	4450	3910	3400	3000	Kg
21,0m	8000	8000	8000	7140	5800	4880	4290	3740	3300	Kg Superlift

45 m

Max. load	10	15	20	25	30	35	40	45	m
41,0m	4000	4000	4000	4000	4000	4000	4000	3600	Kg
45,0m	4000	4000	4000	4000	4000	4000	4000	4000	Kg Superlift
27,4m	6000	6000	6000	6000	5670	4800	4120	3600	Kg
30,5m	6000	6000	6000	6000	6000	5330	4570	4000	Kg Superlift
20,7m	8000	8000	8000	6930	5690	4800	4120	3600	Kg
20,7m	8000	8000	8000	7650	6290	5320	4570	4000	Kg Superlift

40 m

Max. load	10	15	20	25	30	35	40	m
40,0m	4000	4000	4000	4000	4000	4000	4000	Kg
40,0m	4000	4000	4000	4000	4000	4000	4000	Kg Superlift
30,7m	6000	6000	6000	6000	6000	5270	4500	Kg
32,9m	6000	6000	6000	6000	6000	5780	4950	Kg Superlift
22,9m	8000	8000	8000	7520	6290	5270	4500	Kg
25,8m	8000	8000	8000	8000	6900	5790	4950	Kg Superlift

35 m

Max. load	10	15	20	25	30	35	m
35,0m	4000	4000	4000	4000	4000	4000	Kg
35,0m	4000	4000	4000	4000	4000	4000	Kg Superlift
33,6m	6000	6000	6000	6000	6000	5700	Kg
35,0m	6000	6000	6000	6000	6000	6000	Kg Superlift
25,0m	8000	8000	8000	8000	6850	5700	Kg
25,8m	8000	8000	8000	8000	7560	6300	Kg Superlift

30 m

Max. load	10	15	20	25	30	m
30,0m	4000	4000	4000	4000	4000	Kg
30,0m	4000	4000	4000	4000	4000	Kg Superlift
30,0m	6000	6000	6000	6000	6000	Kg
30,0m	6000	6000	6000	6000	6000	Kg Superlift
26,2m	8000	8000	8000	8000	7000	Kg
28,8m	8000	8000	8000	8000	7700	Kg Superlift

25 m

Max. load	10	15	20	25	m
25,0m	4000	4000	4000	4000	Kg
25,0m	4000	4000	4000	4000	Kg Superlift
25,0m	6000	6000	6000	6000	Kg
25,0m	6000	6000	6000	6000	Kg Superlift
25,0m	8000	8000	8000	8000	Kg
25,0m	8000	8000	8000	8000	Kg Superlift

20 m

Max. load	10	15	20	m
20,0m	4000	4000	4000	Kg
20,0m	4000	4000	4000	Kg Superlift
20,0m	6000	6000	6000	Kg
20,0m	6000	6000	6000	Kg Superlift
20,0m	8000	8000	8000	Kg
20,0m	8000	8000	8000	Kg Superlift

SLH 190

Mecanismos - Mechanisms - Antriebe - Mécanismes - Meccanismi - Приводы

50 Hp (37Kw) INV		LEBUS 715m H. 330m Ø12,5					LEBUS 715m H. 220m Ø12,5				
	m/min	0 — 42 *	0 — 57	0 — 68	0 — 96	0 — 124	0 — 31 *	0 — 43	0 — 51	0 — 72	0 — 93
	Kg	4000	3000	2400	1600	1000	6000	4500	3600	2400	1500
	Kw	37	37	37	37	37	37	37	37	37	37

* Max. hoisting speed with Superlift mode activated

LEBUS 715m H. 165m Ø12,5				
0 — 21 *	0 — 28	0 — 34	0 — 48	0 — 62
8000	6000	4800	3200	2000
37	37	37	37	37

		-
		2 min. de 15° a 85° 2 minutes from 15° to 85°
	Kw	22
	r.p.m.	0— 0,8
	Nm	2 x 85
	m/min	12 — 24
	Kw	4 x 3

2000/14/CEE 2005/88/CEE	2006/95 /CEE	400 V 50 Hz 60 Hz	100 m 4 x 35 mm2

37 Kw	74 Kw	145 kVA

- * Opcional / Optional / Opzionale
- Elevación / Hoisting / Heben / Levage / Sollevamento
- Elevación de pluma / Luffing / Ausleger-Einziehen / Relevage / Brandeggio
- Orientación / Slewing / Schwenken / Orientation / Rotazione
- Traslacion / Travelling / Schienenfahren / Translation / Traslazione
- Cable / Rope / Seil / Câble / Fune

FEM 1005-C25 / EN 14439 - Mástil / Reacciones - Masts / Reactions - Maste / Eckdrücke - Mat / Réactions - Torre / Réazioni - Реакции / Комплектация башни

O = S21 8/8
P = S21 16/8
P = S21 16/16
T = S2322 16/15 M45L
U = S2326 16/16 M52L
X = C2322/21
Z = S2330 16/24 M52L
ZR = S2330R 24/24 M52L

S21

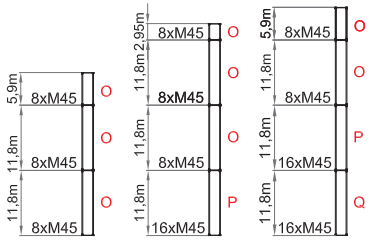

50 m

C25			
TH (m)	29,5	38,75	41,7
M (T·m)	402,3	531,6	589,5
T (t)	12,8	14,3	15,3
P (t)	60,9	65,9	66,3
R_1(t)	126,8	176,2	197,1
R_2(t)	-155,8	-209,1	-230,3

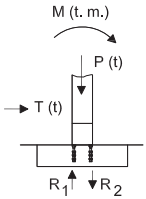

S23

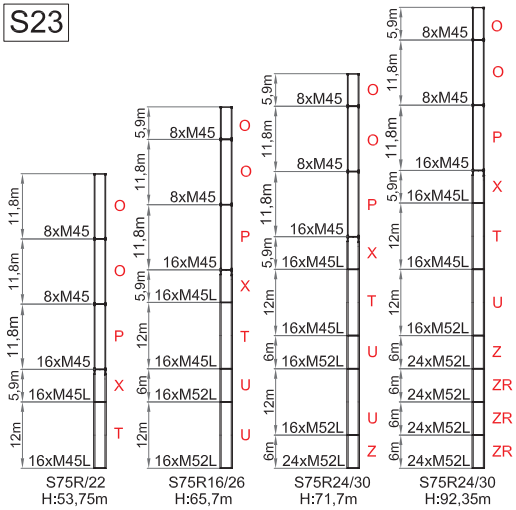

50 m

C25				
TH (m)	53,75	65,7	71,7	83,7
M (T·m)	831,0	1142,1	1325,0	1744,7
T (t)	19,5	24,7	27,1	32,1
P (t)	79,2	96,3	103,0	116,5
R_1(t)	266,8	369,8	431,2	572,7
R_2(t)	-306,4	-418,0	-482,73	-630,9

SLH 190

FEM 1005-C25 / EN 14439 - Bloque lastre de base - Base ballast block - Grundballastblöcke - Bloc de lest de base - Blocco di zavorra alla base - Балласты опорной рамы

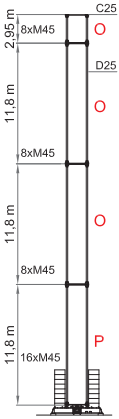

C45R-P

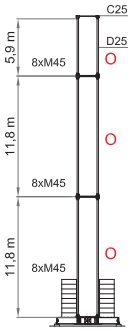

C60-900

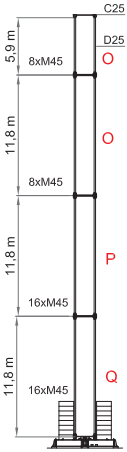

C60R-P

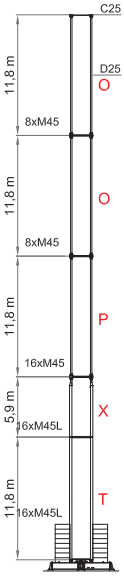

C60R-U

C45R-P C25	JIB (m)	50 m	45 m	40 m	35 m	30 m	25 m
	TH (m)	39,45m	42,4 m	45,35 m	48,3 m	48,3 m	51,25 m
	T (t)	15,17	16,24	16,36	16,54	16,54	16,81
	R1 (t)	170,7	187,5	188,7	191,4	191,4	180,9
	Z (t)	145 t	170 t	180 t	195 t	195 t	195 t

C45R-P D25	JIB (m)	50 m	45 m	40 m	35 m	30 m	25 m
	TH (m)	33,55 m	33,55 m	36,5 m	39,45 m	39,45 m	42,4 m
	T (t)	16,31	16,31	16,56	16,87	16,87	17,35
	R1 (t)	152,3	152,3	151,7	154,9	154,9	147
	Z (t)	120	120	135 t	145 t	145 t	150 t

C60-900 C25	JIB (m)	50 m	45 m	40 m	35 m	30 m	25 m
	TH (m)	30,9 m	30,9 m	33,85 m	36,8 m	39,75 m	39,75 m
	T (t)	13,98	13,98	14,06	14,21	14,87	14,87
	R1 (t)	96,4	96,4	94,4	95	97,3	97,3
	Z (t)	50 t	50 t	60 t	65 t	75 t	75 t

C60-900 D25	JIB (m)	50 m	45 m	40 m	35 m	30 m	25 m
	TH (m)	27,95 m	27,95 m	30,9 m	33,85 m	36,8 m	39,75 m
	T (t)	15,12	15,12	15,65	15,96	16,23	17,1
	R1 (t)	91,8	91,8	91,6	93,3	94,5	98,3
	Z (t)	45 t	45 t	55 t	65 t	70 t	85 t

C60R-P C25	JIB (m)	50 m	45 m	40 m	35 m	30 m	25 m
	TH (m)	42,8 m	45,75 m	48,7 m	48,7 m	51,65 m	54,6 m
	T (t)	18,41	18,96	19,08	19,08	19,52	19,66
	R1 (t)	140,9	151,4	152,2	152,2	145,6	146,5
	Z (t)	110 t	130 t	135 t	135 t	140 t	145 t

C60R-P D25	JIB (m)	50 m	45 m	40 m	35 m	30 m	25 m
	TH (m)	39,75 m	39,75 m	42,7 m	45,65 m	45,65 m	48,6 m
	T (t)	18,7	18,7	19,46	21,73	21,73	21,6
	R1 (t)	140,5	140,5	140,8	144,5	144,5	135,7
	Z (t)	115 t	115 t	125 t	130 t	130 t	130 t

C60R-U C25	JIB (m)	50 m	45 m	40 m	35 m	30 m	25 m
	TH (m)	54,9 m	54,9 m	57,85 m	60,8 m	60,8 m	63,75 m
	T (t)	22,63	22,63	22,78	23,62	23,62	23,38
	R1 (t)	198,5	198,5	198,3	204,8	204,8	193,6
	Z (t)	190 t	190 t	200 t	215 t	215 t	210 t

C60R-U D25	JIB (m)	50 m	45 m	40 m	35 m	30 m	25 m
	TH (m)	48,9 m	48,9 m	51,85 m	54,8 m	54,8 m	57,75 m
	T (t)	22,5	22,5	23,52	23,9	23,9	23,81
	R1 (t)	185,9	185,9	190,9	195,6	195,6	187
	Z (t)	180 t	180 t	195 t	210 t	210 t	210 t

Proceso de montaje - Assembling – Zusammensetzung - Montage- Montaggio - монтаж

1st STEP OPTION A

TURNTABLE
CABIN SUPPORT

9,600 KG

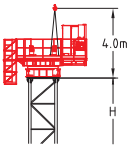

2nd STEP OPTION A

TOWER TOP SECTION
JIB 1 SECTION

7,600 KG

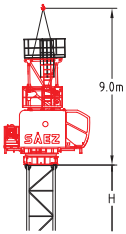

1st & 2nd STEP OPTION B

TURNTABLE
TOWER TOP SECTION
CABIN SUPPORT
JIB SECTION 1

17,000 KG

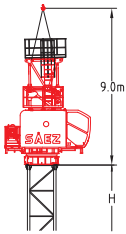

3rd STEP

COUNTERJIB

3,500 KG

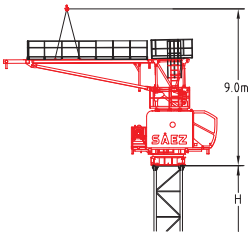

4th STEP

2 x COUNTER JIB BALLAST

2 x 3,500 KG

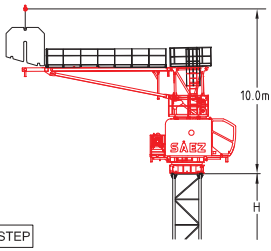

5th STEP

JIB SECTIONS 2, 3, 4, 5, 6, 7, 8 & 9
JIB END
HOISTING UNIT
HOOK

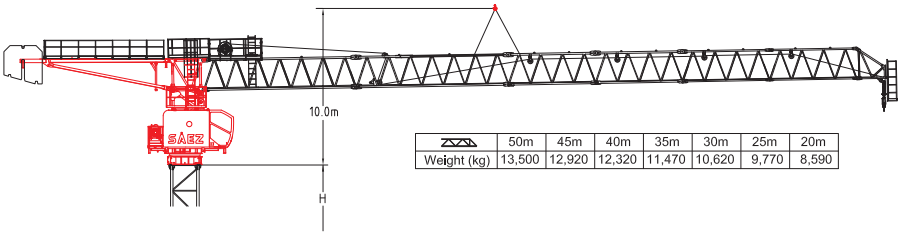

	50m	45m	40m	35m	30m	25m	20m
Weight (kg)	13,500	12,920	12,320	11,470	10,620	9,770	8,590

6th STEP

3 x COUNTER JIB BALLAST

3 X 3,500 KG

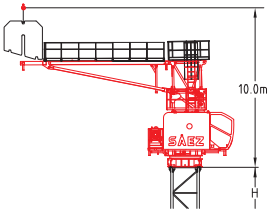

SLH 190

Dimensiones y transporte - dimensions and transport - Abmessungen und Transport - dimensions et des transporte - dimensioni e trasporti - Размеры и транспорта

	L(m)	W(m)	H(m)	Peso(Kg)
Pluma tramo primero / Jib heel section / Ausleger-Anlenkstück / Pied de fleche / Settore articolato di braccio				
Nº 1	2,26	1,2	2,22	2600
Elemento intermedio de pluma / Intermediate jib section / Ausleger-Zwischenstück / Elément interm. de fleche / Spezzone di braccio				
Nº 2 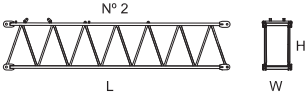	9,02	1,2	2,08	3400
Nº 3 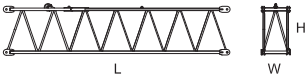	9,02	1,2	2,06	2400
Nº 4 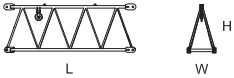	5,25	1,2	1,93	1180
Nº 5 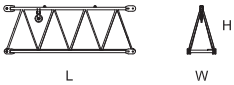	5,21	1,2	1,92	885
Nº 6 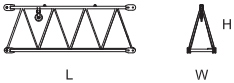	5,21	1,1	1,92	885
Nº 7 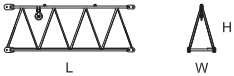	5,18	1,1	1,92	885
Nº 8 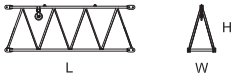	5,16	1,1	1,85	600
Nº 9 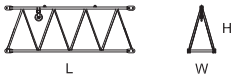	5,16	1,1	1,85	580
Elemento final de pluma / Intermediate jib section / Ausleger-Zwischenstück / Elément interm. de fleche / Spezzone di braccio				
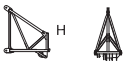	1,81	1,1	2,08	560

SLH

	L(m)	W(m)	H(m)	Peso(Kg)
Contrapluma / Counter-jib / Gegenausleger / Contre-fleche / Controbraccio				
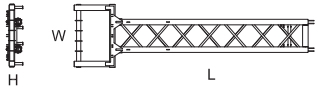	8,86	2,28	0,6	3500
Unidad de rotacion / Complete slewing unit / Drehbühne / Orientation / Rotazione				
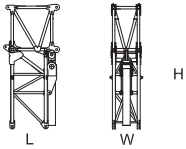	2,30	1,35	5,10	7100
	2,35	2,35	1,90	6100
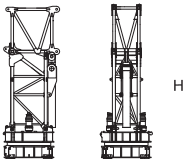	2,40	2,30	6,25	13200
Gancho / Hook / Lasthaken / Crochet / Gancio				
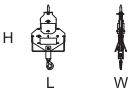	0,8	0,3	1,56	350
Bloque de contrapeso / Counterweight blocks / Gegengewichtsblöcke / Bloc de contrepoids / Blocco di contrappeso				
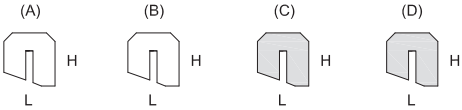	A 2,2	0,35	2,2	3500
	B 2,2	0,22	2,2	2200
	C 2,2	0,05	2,2	1600
	D 2,2	0,025	2,2	800
Elemento de torre / Tower section / Turmstück / Elément de mât / Elemento di torre				
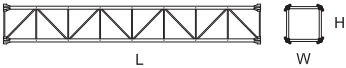	O 11,8	2,27	2,27	5044
	O 5,9	2,27	2,27	2640
	O 3	2,27	2,27	1545
	P 11,8	2,27	2,27	5700
	Q 11,8	2,27	2,27	5900
	X 6	2,27	2,29	4000
	T 6	2,27	2,29	4550
	T 12	2,27	2,29	9100
	U 6	2,31	2,34	6200
	U 12	2,31	2,34	12400
	Z 6	2,61	2,34	5980
	ZR 6	2,61	2,34	8022

SLH 190

	L(m)	W(m)	H(m)	Peso(Kg)
Cablna y soporte / Cabin and platform / Kabine und wartungs / Cabine et support / Cabina e supporto				
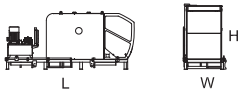	5,2	1,75	2,40	3300
Elemento de empotre / Foundation anchor / Fundamentanker / Pieds de scellement / El annegare				
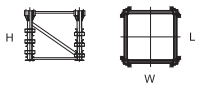	S70/8	2,27	2,27	1,6	1122
	S70R/16	2,27	2,27	1,6	1274
	S75R16/20	0,35	0,35	1,6	1200
	S75R16/22	0,5	0,5	2,0	1400
Dima	S75R16/26	0,5	0,5	2,4	2100
	S75R24/30	0,5	0,5	2,4	3600
	Dima	2,31	2,34	0,8	1650
Bloque apoyo de base / Base support block / Grundballastblöcke / Bloc de appui de base / Blocco di appoggio alla base				
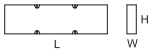	3,75	0,5	1,2	5400
Base C45R-P / base C45R-P / Hauptträger für fundamentkreuz C45R-P / Base C45R-P / Base C45R-P				
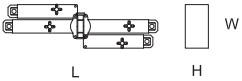	6,9	1,94	1,14	9000
Base C60-900 / base C60-900 / Hauptträger für fundamentkreuz C60-900 / Base C60-900 / Base C60-900				
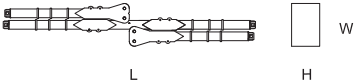	8,66	1,47	0,96	8625
Base C60R-P-U / base C60R-P-U / Hauptträger für fundamentkreuz C60R-P-U / Base C60R-P-U / Base C60R-P-U				
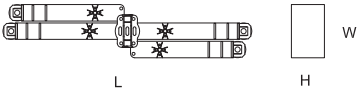	9,01	1,94	1,35	13500
Bloque lastre de base / Base ballast block / Grundballastblöcke / Bloc de lest de base / Blocco di zavorra alla base				
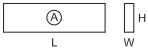	4,5	0,51	0,9	5000
	5,8	0,4	1,5	8000

SLH

		L(m)	W(m)	H(m)	Peso(Kg)
Niveladores / Levellers / Spindel pyramide / Niveleurs / Piedi regolabile					
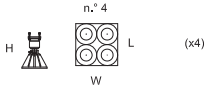		1,20	1,20	0,90	250
Traslacion / Travelling bogies / Kranfahren / Traslation / Traslazione					
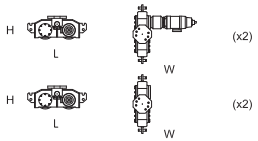		1,15	1,25	0,45	505
		1,15	0,25	0,45	450
Jaula de telescopaje tipo O 2.95 / Climbing cage type O 2.95 / Hydraulikbühne O 2.95 / Cage de telescopage type o 2.95/ Gabbia di montaggio O 2.95					
Completa / Full / Vollständige/Complete / completa 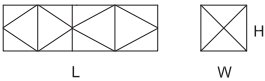	**O-2.95**	7,35	2,75	2,75	7000
Estructura / Steel frame / Struktur/ Construction / Struttura	**O-2.95**				5400
Hidráulico y accesorios / Hydraulic and accessories / Hydraulik-und Zubehör / hydraulique et accessoires / idrauliche ed accessori	**O-2.95**				1600
Tramo trepador Otr / Tower section Otr/ Turmstück Otr/ Elément de mâture Otr/ Elemento di torre monolitico Otr					
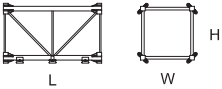		2,95 11,8	2,27 2,27	2,27 2,27	1475 4750
Marco de trepado externo / Tie-frame/ Cadre d´encrage externe / Soplazo con ancoraggio esterno					
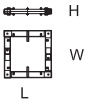		2,31	2,31	0,26	950

40" HC x 7 - HBG 36 m

x 6 - HBG 36 m